

District 2

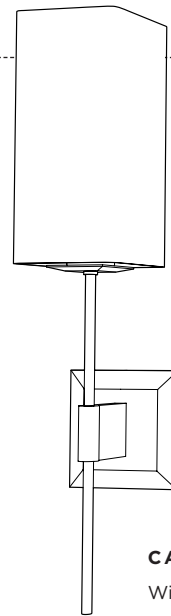
INSTRUCTIONS

LAMPING

Risk of fire and electrical shock. Installation requires knowledge of electrical systems and should be installed by a qualified electrician. If not qualified, DO NOT ATTEMPT INSTALLATION.

To avoid the risk of fire or overheating, do not exceed the recommended wattage.

SHUT OFF ELECTRICAL SUPPLY AT THE CIRCUIT BREAKER



CARE INSTRUCTIONS

Wipe with a soft cloth only. Always avoid using harsh chemicals and/or cleaners.

fig. A

INSTALLATION

Place the mounting bracket against the junction box while allowing wires to pass through the central opening. Fasten mounting plate/bar to junction box with the mounting screws (2) provided.

fig. B

WIRE CONNECTION

Attach the junction box GROUND WIRE to the bare copper GROUND WIRE from the fixture. Fasten with a plastic wire nut. If there is not a ground wire from the junction box, wrap the bare copper ground wire from the fixture around the green screw on the mounting bracket.

Connect the fixture's WHITE [neutral] wire to the NEUTRAL WIRE from the junction box.

Connect the fixture's BLACK [hot] wire to the HOT WIRE from the junction box.

Tuck the wired connections into the junction box and position the fixture's backplate correctly over the mounting plate/bar. Wires must be neatly positioned for the fixture to sit properly on the mounting plate.

fig. C

Secure the fixture to the mounting plate with the provided Allen wrench by tightening the set screw.

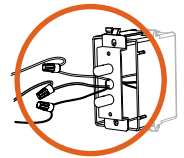
fig. D

Place the diffuser over the socket cup and secure it with the threaded screw collar.

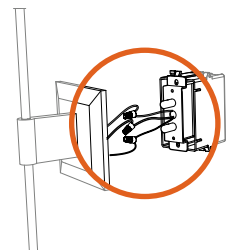
Insert the lamp [not included]

Restore power to the junction box.

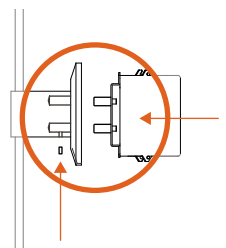
A



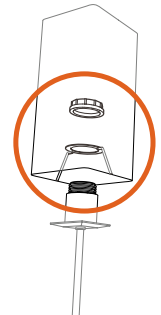
B



C



D



District 2

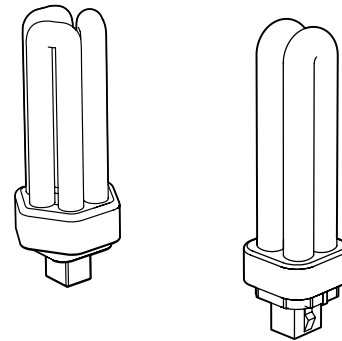
INSTRUCTIONS

LAMPING

This light fixture uses a replaceable CFL [compact fluorescent lamp] as a lighting source.

EPA recommends that consumers take advantage of available local recycling options for CFL light bulbs. Ayre recommends contacting your local municipal waste agency for more information, or visit www.earth911.org to identify local recycling efforts.

"Most makers of light bulbs have reduced mercury in their fluorescent lighting products. Thanks to technology advances and commitment from members of the National Electrical Manufacturers Association, the average mercury content in CFLs has dropped at least 20 percent or more in the past several years. Some manufacturers have even made further reductions, dropping mercury content to 1 mg per light bulb." - energystar.gov



This fixture requires an 18W 4-pin 2700K CFL **Quad or Triple Tube** to fit the fixtures Gx24q-2 socket.

OR



This fixture requires a 60W Max **T10** Incandescent lamp to fit its Incandescent Medium Base socket.